

Outcome of Calls for Standard Projects

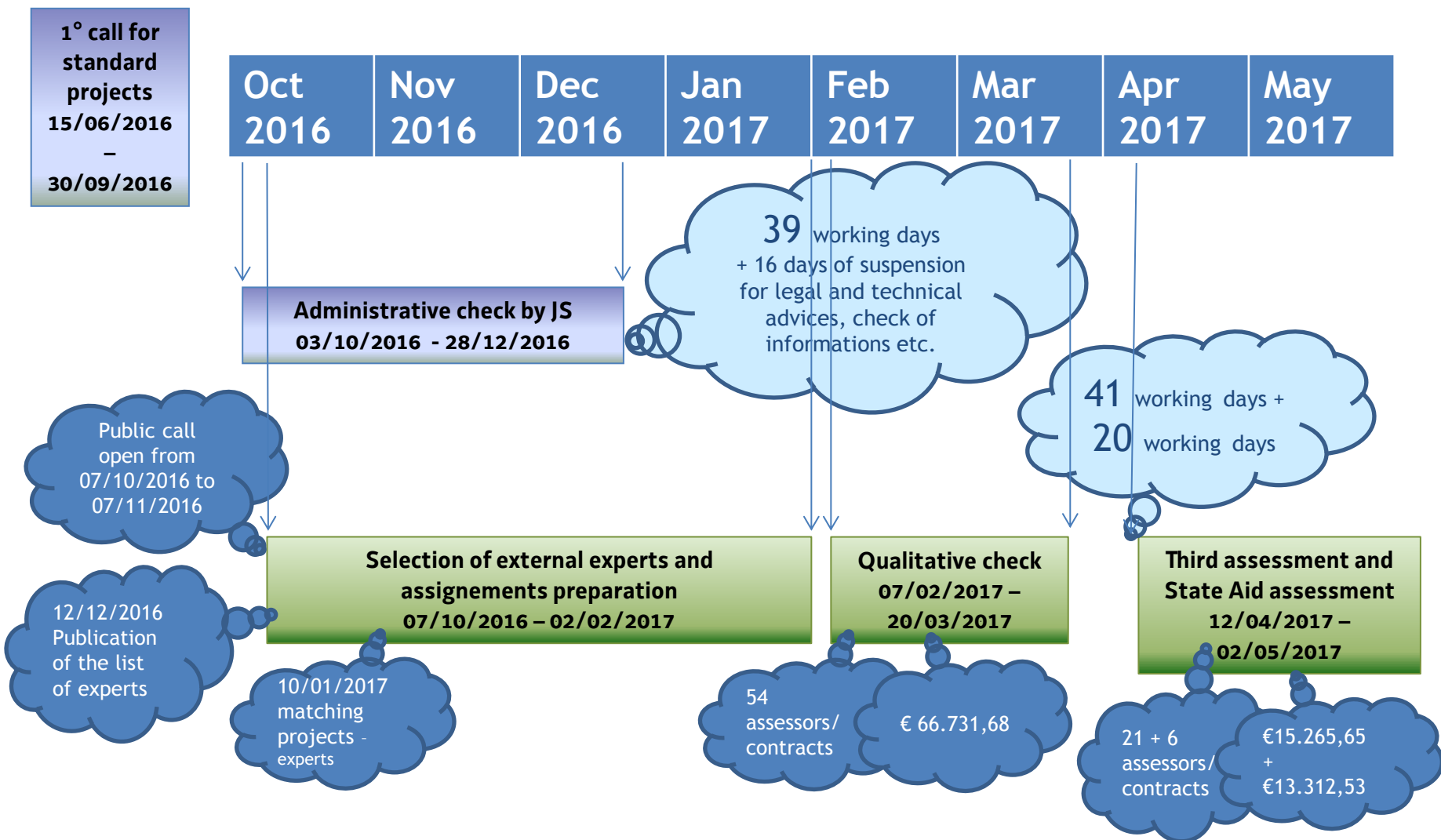
No. 01/2016 1b

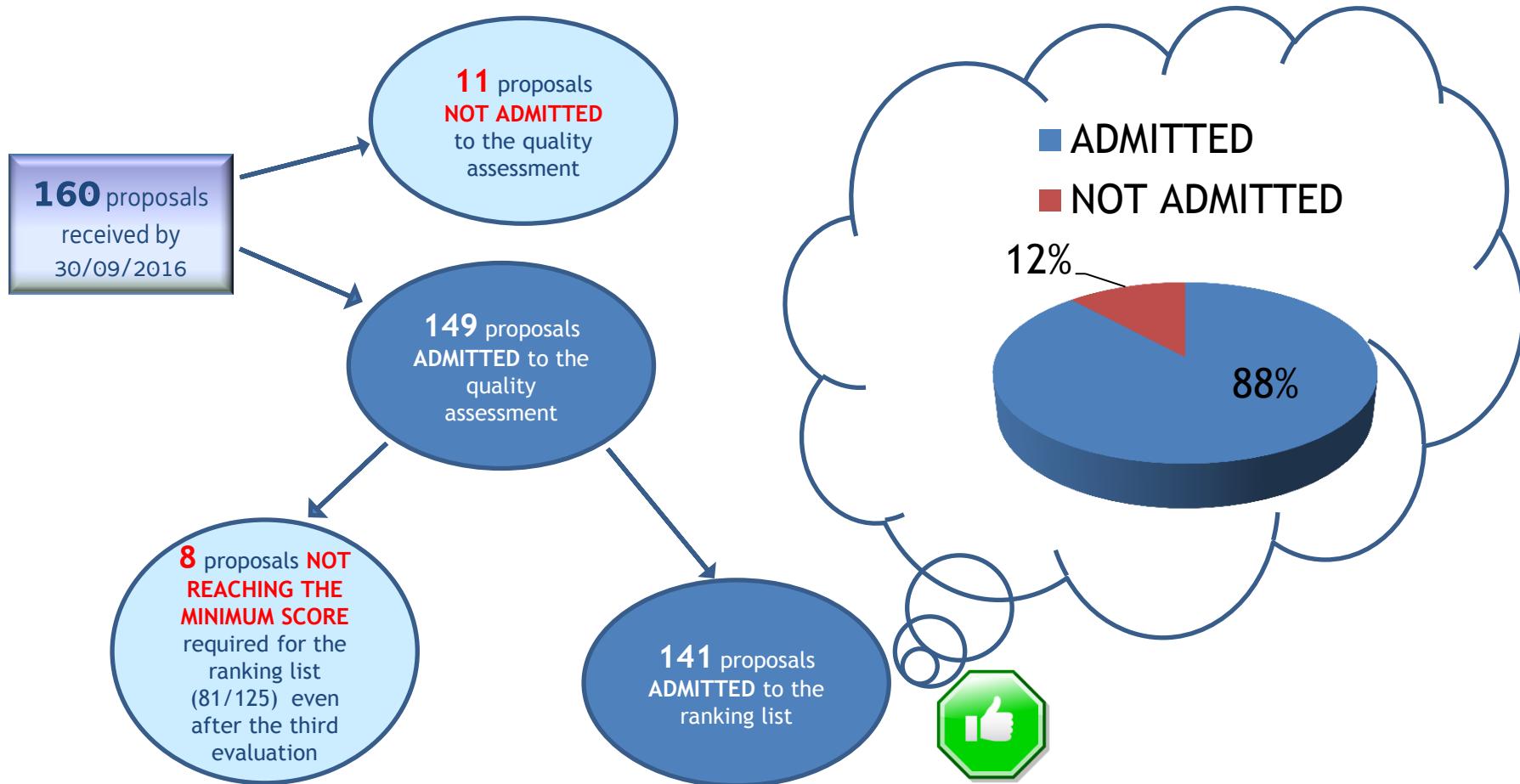
No. 02/2016 4e

No. 03/2016 6c, 6d, 6f

No. 04/2016 11 ETC

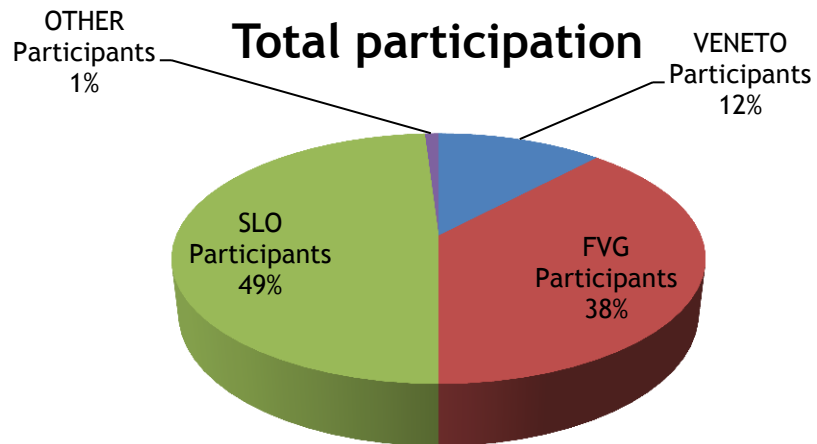
Outcome of Calls for Standard Projects Timeline





907 participants in TOTAL
from FVG/Veneto/SLO/OTHER

		N.	%
VENETO	Participants	105	12%
FVG	Participants	347	38%
SLO	Participants	448	49%
OTHER	Participants	7	1%
TOTALE		907	



907 participants in TOTAL from
FVG/Veneto/SLO/OTHER

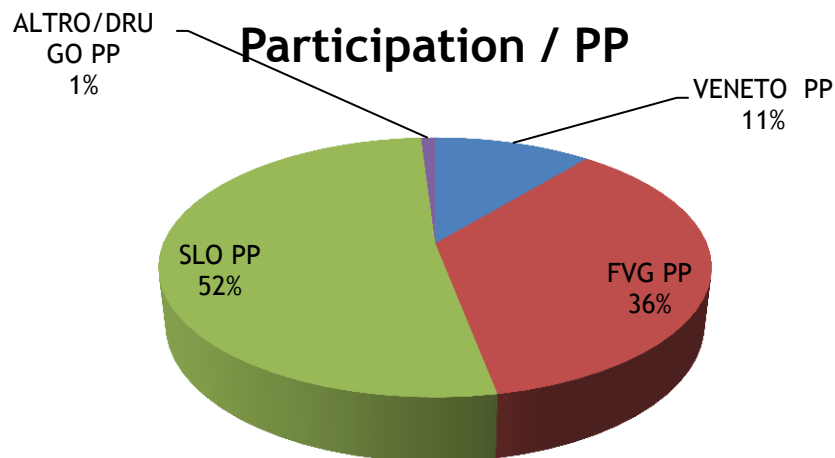
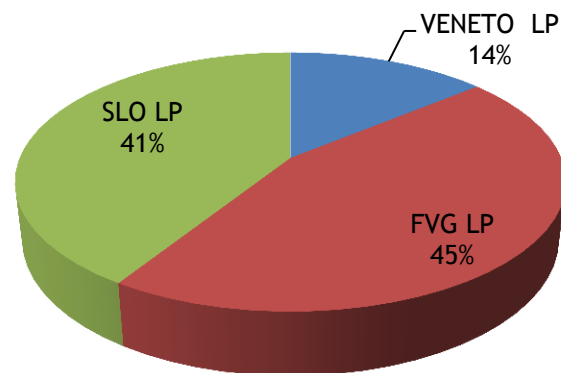
160 participants as Lead Partner (LP)

747 participants as Project Partner (PP)

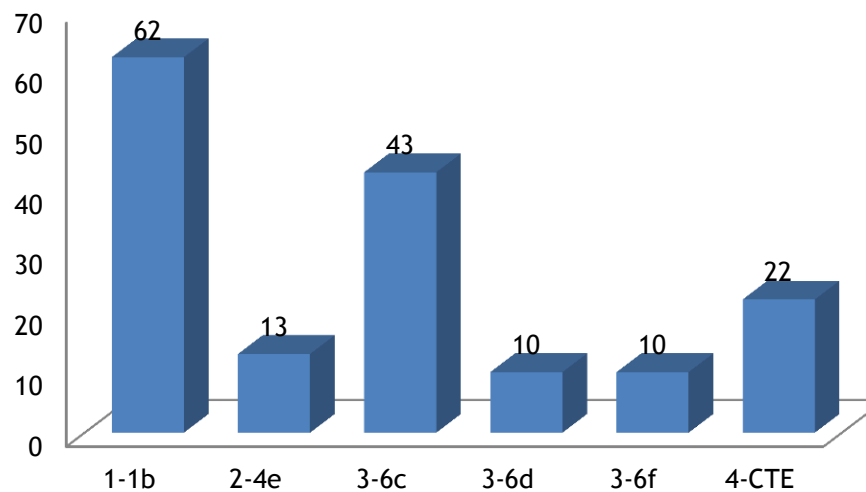
		N.	%
VENETO	LP	22	14%
FVG	LP	74	45%
SLO	LP	64	41%
TOTALE		160	

		N.	%
VENETO	PP	83	11%
FVG	PP	273	36%
SLO	PP	384	52%
ALTRO/DRUGO	PP	7	1%
TOTALE		747	

Participation / LP



CALL	Applied proposals
1-1b	62
2-4e	13
3-6c	43
3-6d	10
3-6f	10
4-CTE	22
	160



Outcome of Calls for Standard Projects

Administrative check

Project proposals received by
30/09/2016

Administrative
check by JS

Communication
to the MC

Asse Os	Obiettivo specifico Specifici cilji	N. progetti presentati št. prijavljeni projekti
Asse 1 Os 1	1b	62
Asse 2 Os 2	4e	13
Asse 3 Os 3	6c	43
	6d	10
	6f	10
Asse 4 Os 4	CTE/ETS	22
		160

10/10/2016 -
19/12/2016

27/12/2016

2 proposals rejected
5 proposals with PPs rejected

1 proposal rejected

4 proposals rejected
6 proposals with PPs rejected

2 proposals rejected

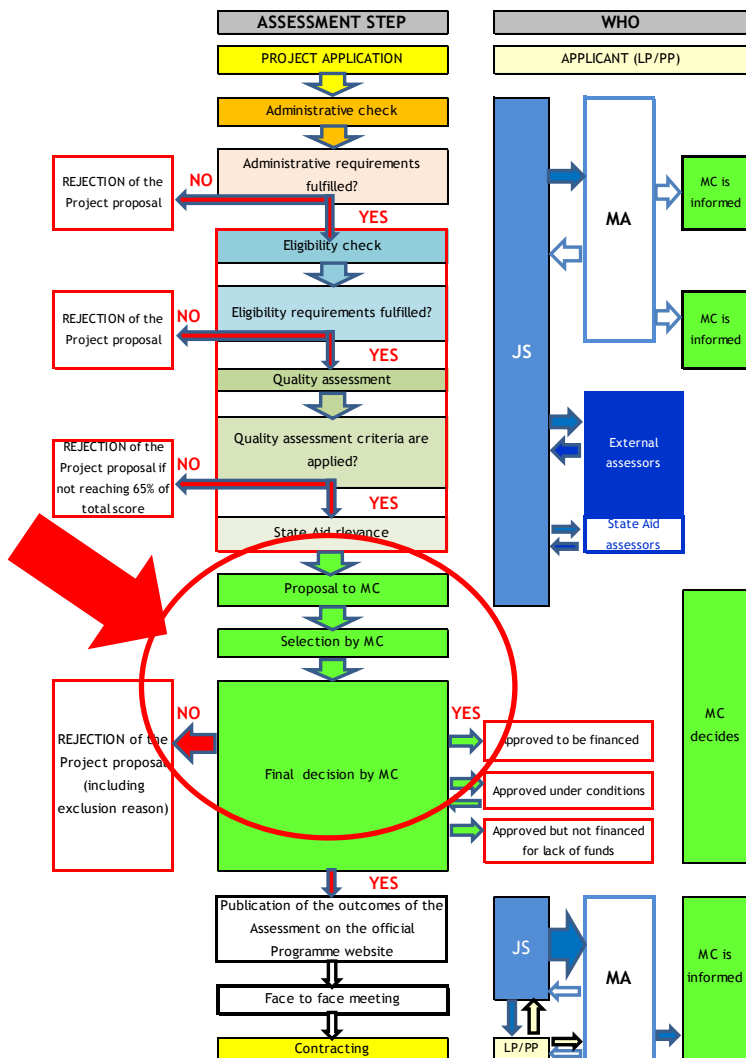
3 proposals with PPs rejected

2 proposals rejected
1 proposals with PPs rejected

149 project
proposals
admitted to the
quality check

Outcome of Calls for Standard Projects

Quality check procedure



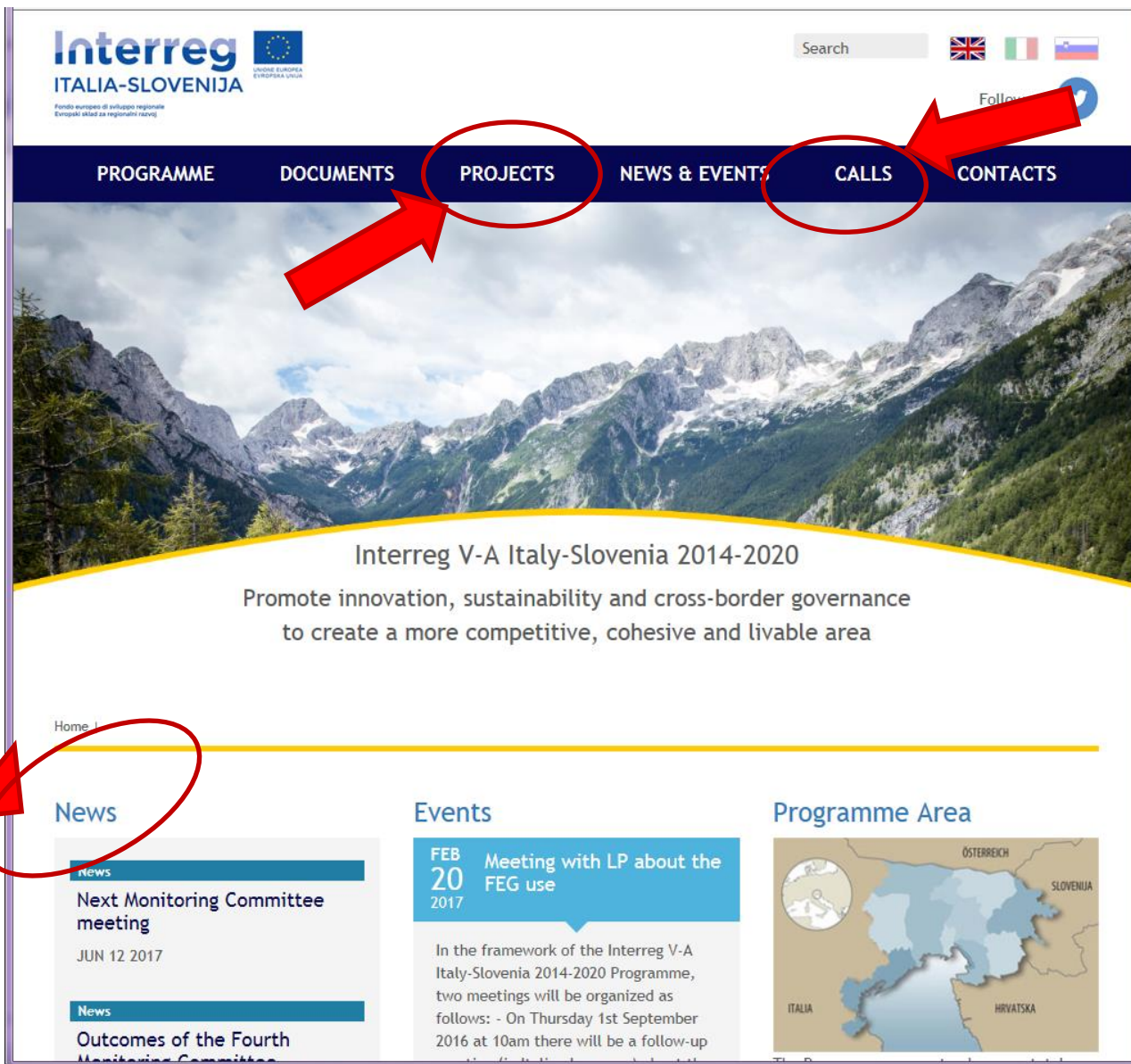
4.3. Quality Assessment and State Aid Relevance

The Quality Assessment shall be applied only to eligible applications and it shall be based on the following sets of criteria:

- i. strategic criteria (sub-groups: Project context - Relevance and Strategy; Cooperation character; Project's contribution to Programme results and outputs; Partnership relevance)
- ii. operational criteria (sub-groups: Management, Communication, Workplan; Budget)
- iii. specific criteria per PA and SO.

5.1. Quality assessment (according to strategic criteria, operational criteria and criteria per axis)

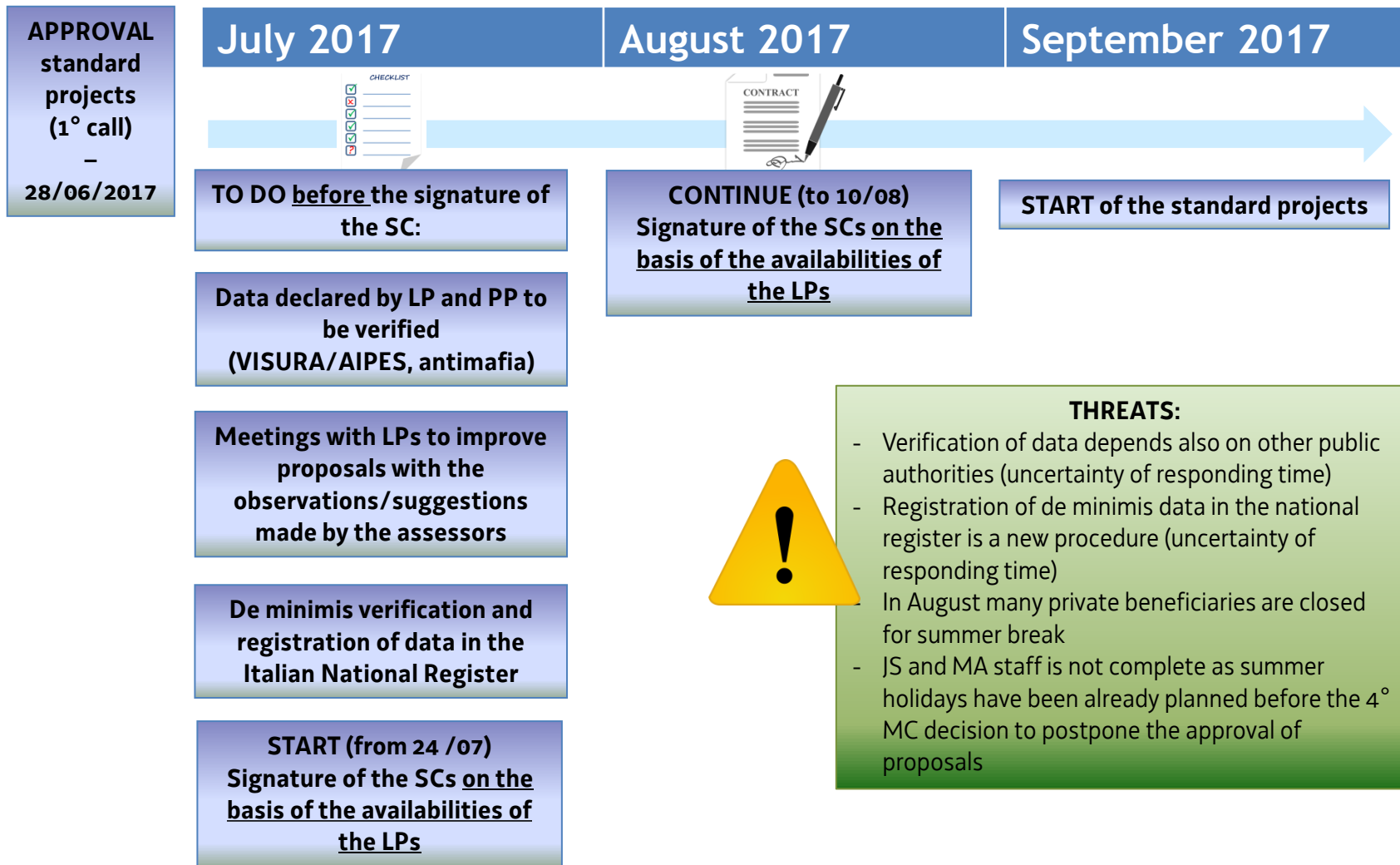
The quality assessment shall be carried out by external assessors. External assessors are coordinated and implement their tasks under the supervision and responsibility of the JS.



The screenshot shows the website's navigation menu with 'PROGRAMME', 'DOCUMENTS', 'PROJECTS', 'NEWS & EVENTS', 'CALLS', and 'CONTACTS'. Red circles and arrows highlight 'PROJECTS' and 'CALLS'. Below the menu is a banner for 'Interreg V-A Italy-Slovenia 2014-2020' with the text 'Promote innovation, sustainability and cross-border governance to create a more competitive, cohesive and livable area'. A red arrow points to the 'News' section, which contains a list of news items. The first item is 'Next Monitoring Committee meeting' dated JUN 12 2017. The second item is 'Outcomes of the Fourth Monitoring Committee meeting'. To the right, the 'Events' section features a blue box for 'FEB 20 Meeting with LP about the FEG use 2017'. Below this, it states: 'In the framework of the Interreg V-A Italy-Slovenia 2014-2020 Programme, two meetings will be organized as follows: - On Thursday 1st September 2016 at 10am there will be a follow-up meeting...'. The 'Programme Area' section includes a map of the region with labels for ITALIA, ÖSTERREICH, SLOVENIJA, and HRVATSKA.

Outcome of Calls for Standard Projects

NEXT STEPS to start the projects



© Can Stock Photo



THREATS:

- Verification of data depends also on other public authorities (uncertainty of responding time)
- Registration of de minimis data in the national register is a new procedure (uncertainty of responding time)
- In August many private beneficiaries are closed for summer break
- JS and MA staff is not complete as summer holidays have been already planned before the 4° MC decision to postpone the approval of proposals

STRENGTHS

- On line procedure (paperless)
- For the Italian side, the on line procedure permits to link financial information to the financial FVG management system
- Meetings with LPs in SLO and in ITA (good practice to be re proposed)

WEAKNESSES

- Digital signature (harmonization needed between the different procedures available in the two Countries)
- Investments (different procedure in SLO and in ITA >>> different documents needed)
- The full proposal is not a unique document (LP proposal + PP1 proposal + PP2 proposal + PPxx...)
- Call timeframe (Summer is not the best choice)
- External evaluators not always gave clear comments to the given scores
- Quality assessment performed by external experts >>> long and expensive procedure

OPPORTUNITIES

- LP/PP Declarations to be simplified and differentiated on the basis of the type of the proponent (public/private)
- Online system to be implemented with the possibility for the applicant to upload the Declaration during the first registration (one declaration, many projects)
- Evaluation manual to be reviewed on the basis of the applied criteria
- Arguments managed by FAQs to be integrated in the next calls documents
- Info point Stanjel and offices of the partner Regions to be more involved by JS in the activities in support of the beneficiaries
- To favor 1-to-1 meetings with LPs only (in order to empower the role of the LP already in the proposal preparation)
- Third assessment methodology to be preferred to the first/second assessment

THREATS

- Check related to the investments
- Deadline not respected by external evaluators (In the cases of project partial rejection - PP exclusion- external experts have to evaluate the admitted proposals without financial plan and work plan information linked to the rejected PP)
- The use of two languages (ITA and SLO) in the quality assessment >>> to be readable by the MC should be translated >>> very expensive!
- Method to calculate the average in case of decimal number is risky as it's applied to all the criterion and therefore it's increasing the project total score too much.

Outcome of Calls for Standard Projects

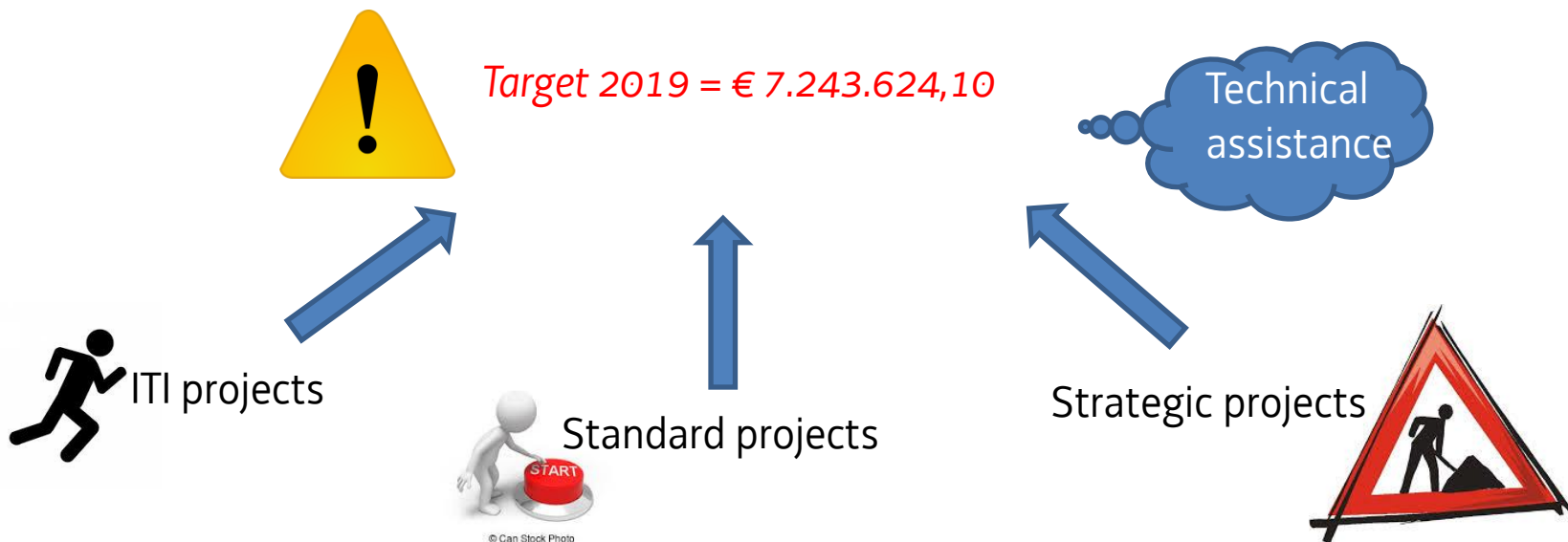
WHAT'S NEXT

30% remaining ERDF in
 1b = € 3.810.956,7
 3 6c, 6d, 6f = € 3.157.645,2
 4 11ETC = € 2.650.797

+

Residual ERDF not allocated
 in the first calls (Total € 1.818.176,64)

Residual ERDF out of the first Call	
1b)	€ 599.932,72
2)	€ 301.435,71
3)	€ 441.491,87
4)	€ 475.316,34
€ 1.818.176,64	



© Can Stock Photo

CONTACTS

Autorità di Gestione
Via del Lavatoio 1
I-34132 Trieste, Italia
Tel. +39 040 3775974

Laura Comelli
laura.comelli@regione.fvg.it
adg.italo@regione.fvg.it

Grazie per l'attenzione!